

## Hi-Arc® Dual Handle Kitchen Faucet Models LKDA2445 and LKD2445BH

### FEATURES

#### Model LKD2445BH

- Three hole deck mount installation
  - Three 1-1/2" (38mm) diameter faucet holes required
  - Maximum countertop thickness 1-1/8" (29mm)
- Dual 4" (102mm) blade handle faucet
- A 90° turn of the handle controls water from drip-free off to full on
- Tubular 360° style swing spout with restricted flow aerator
- Chrome plated escutcheon
- Removable ceramic disc cartridge
- Ship Wt. 4-1/2 lbs. (2Kg)
- Maximum flow rate
  - 2.5 GPM/9.5 L/min at 80 P.S.I.G.
  - 2.2 GPM/8.3 L/min at 60 P.S.I.G.

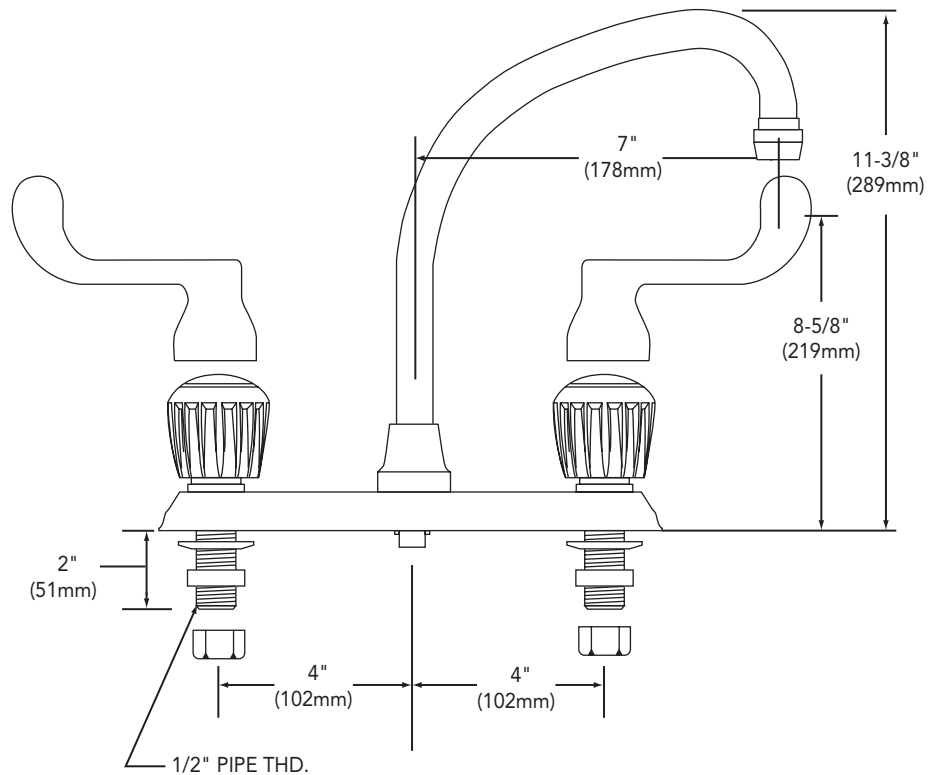
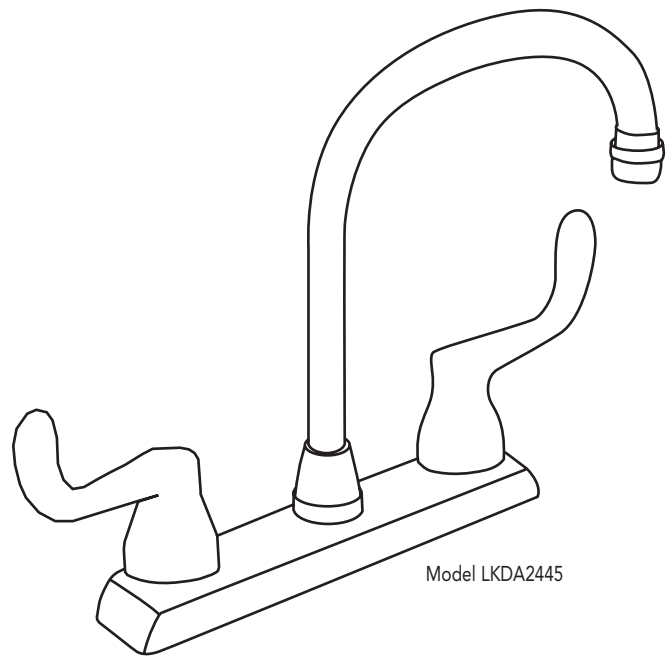
Model LKDA2445 -Unavailable for Purchase as of 3/09

### WARRANTY

- Limited Lifetime

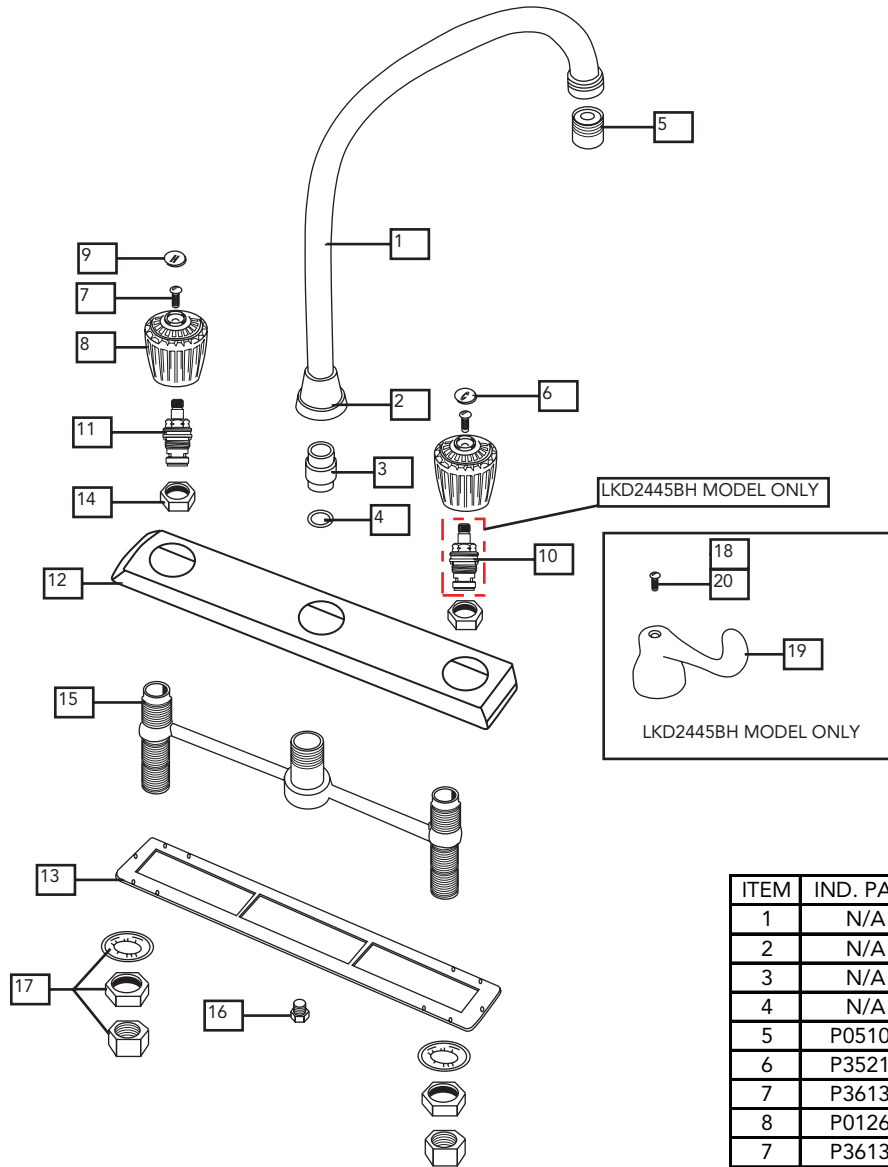
### COMPLIES WITH:

- ADA
  - LKD2445BH model only
- ANSI/NSF61 - Certified
- ASME A112.18.1/CSA B125-01
- CA AB1953/VT S152



SEE OTHER SIDE FOR REPLACEMENT PARTS

### Hi-Arc® Dual Handle Kitchen Faucet Models LKDA2445 and LKD2445BH



\*Parts ending in NL effective 10/1/2009. Prior to 10/1/2009 order part less NL suffix.

ITEM	IND. PART	KIT PART	DESCRIPTION
1	N/A	A52721R	SPOUT ASSEMBLY
2	N/A		
3	N/A		
4	N/A		
5	P05101		
6	P35212	A52835R	RH HANDLE ASSEMBLY
7	P36133		
8	P01264		
7	P36133	A52834R	LH HANDLE ASSEMBLY
8	P01264		
9	P35211		
10	P29121NL	N/A	RH CARTRIDGE
11	P29122NL	N/A	LH CARTRIDGE
12	P02107	A51967R	ESCUTCHEON ASSEMBLY
13	P35122		
14	P02163	N/A	NUT
15	N/A	A75174R	BODY ASSEMBLY
16	N/A		
17	P35100	N/A	MOUNTING HARDWARE
18	P36114	A55180R	RH BH HANDLE ASSEMBLY
19	P01241		
19	P01241	A55179R	LH BH HANDLE ASSEMBLY
20	P36115		