

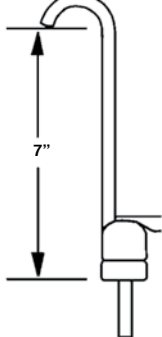


**Glass Fillers - 3 Styles**

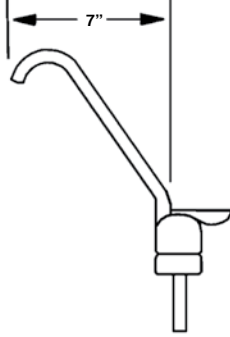
**The Original**



**Tall Spout**



**Long Reach**




- Chrome plated brass
- 1/4" or 3/8" compression connection

**Compliant** AB 1953

PART NUMBER	DESCRIPTION
2040	Original - 1/4"
2041	Original - 3/8"
2040-TS	Tall Spout - 1/4"
2040-LR	Long Reach - 1/4"

**Replacement Parts**



PART NUMBER	CONNECTION
2039	3-3/4" Stud Extender
2044	Repair Kit
2040-C	1/4" x 3/8" Tubing Reducing Coupling

**Commercial Sink Overflow**

- Chrome plated brass
- 1-1/4" x 14" x 18" Tube
- 1-1/4" Satin chrome plated elbow
- Stainless steel overflow strainer & screw



PART NUMBER	DESCRIPTION
33141	Strainer with 1-1/4" ELL
33142	1-1/4" x 14" x 18" brass overflow elbow for slip joint connection
33144	Strainer Only
33147	Complete unit as shown